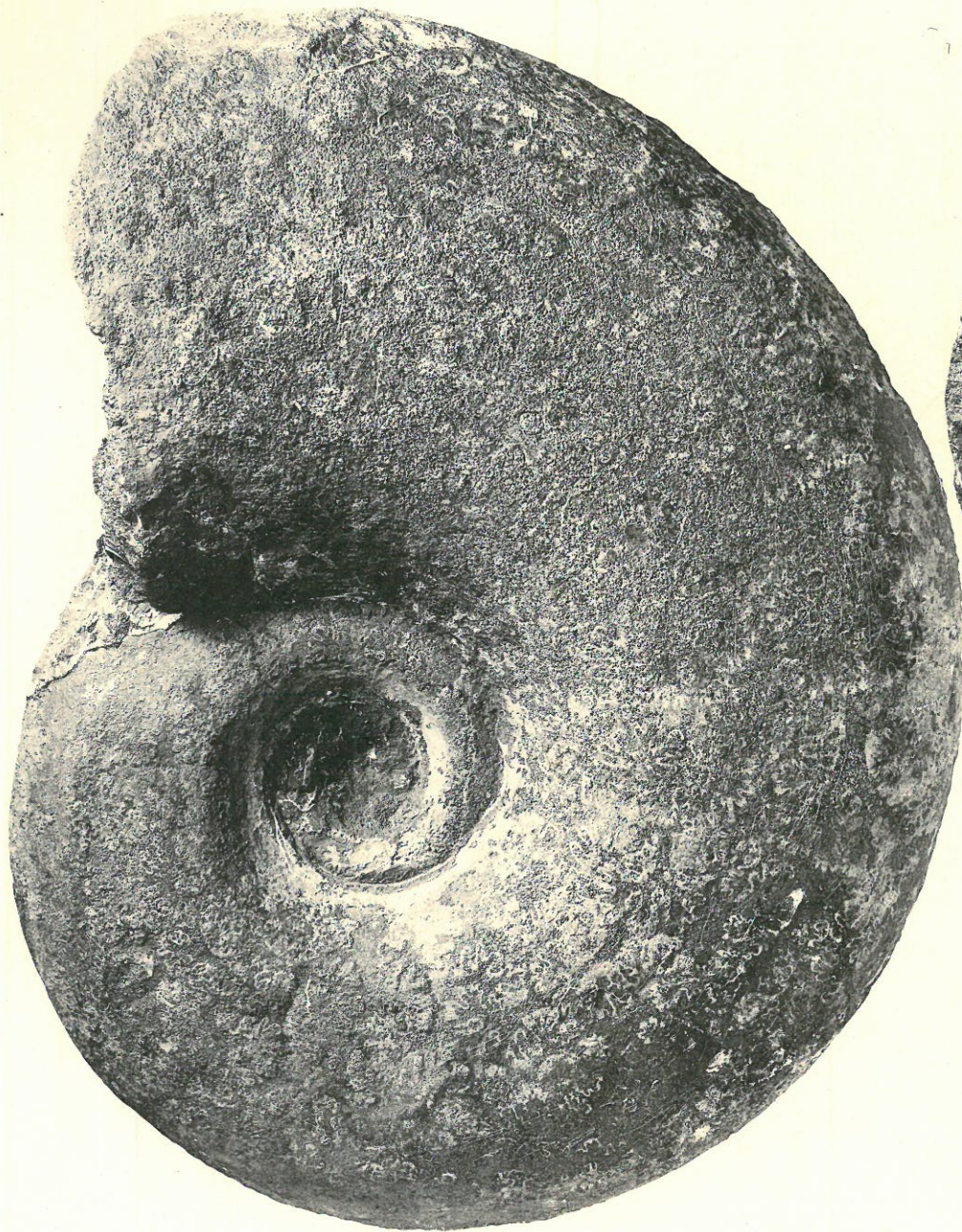


PLANCHE I

- Fig. 1, 1'. — *Lytoceras Wrighti* BUCKMAN, de Hussigny, p. 27.
Fig. 2, 2'. — *Dumortieria Brancoi* BENECKE, de Mont-Saint-Martin, p. 31.
Fig. 3, 3'. — *Dumortieria Munieri* BUCKMAN, de Mont-Saint-Martin, p. 32.


N. B. — Les échantillons figurés dans toutes les planches le sont en grandeur naturelle, sauf exception indiquée.



1



1'



2



2'



3'



3

Cl. Mémin

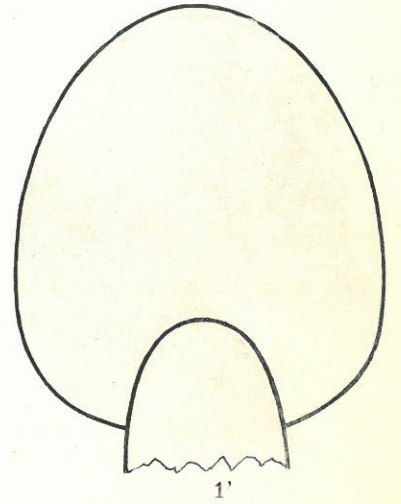
Phototype Mémin, Arcueil (Seine)

PLANCHE II

- Fig. 1, 1'. — *Lytoceras dilucidum* OPPEL, de Thil, p. 28
Fig. 2, 2'. — *Dumortieria Levesquei* D'ORBIGNY, de Saulnes, p. 28.
Fig. 3, 3'. — *Lytoceras irregulare* POMPECKJ, de Ludres, p. 28.




1



1'



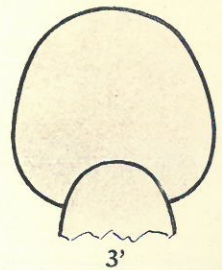
3



2



2'



3'