

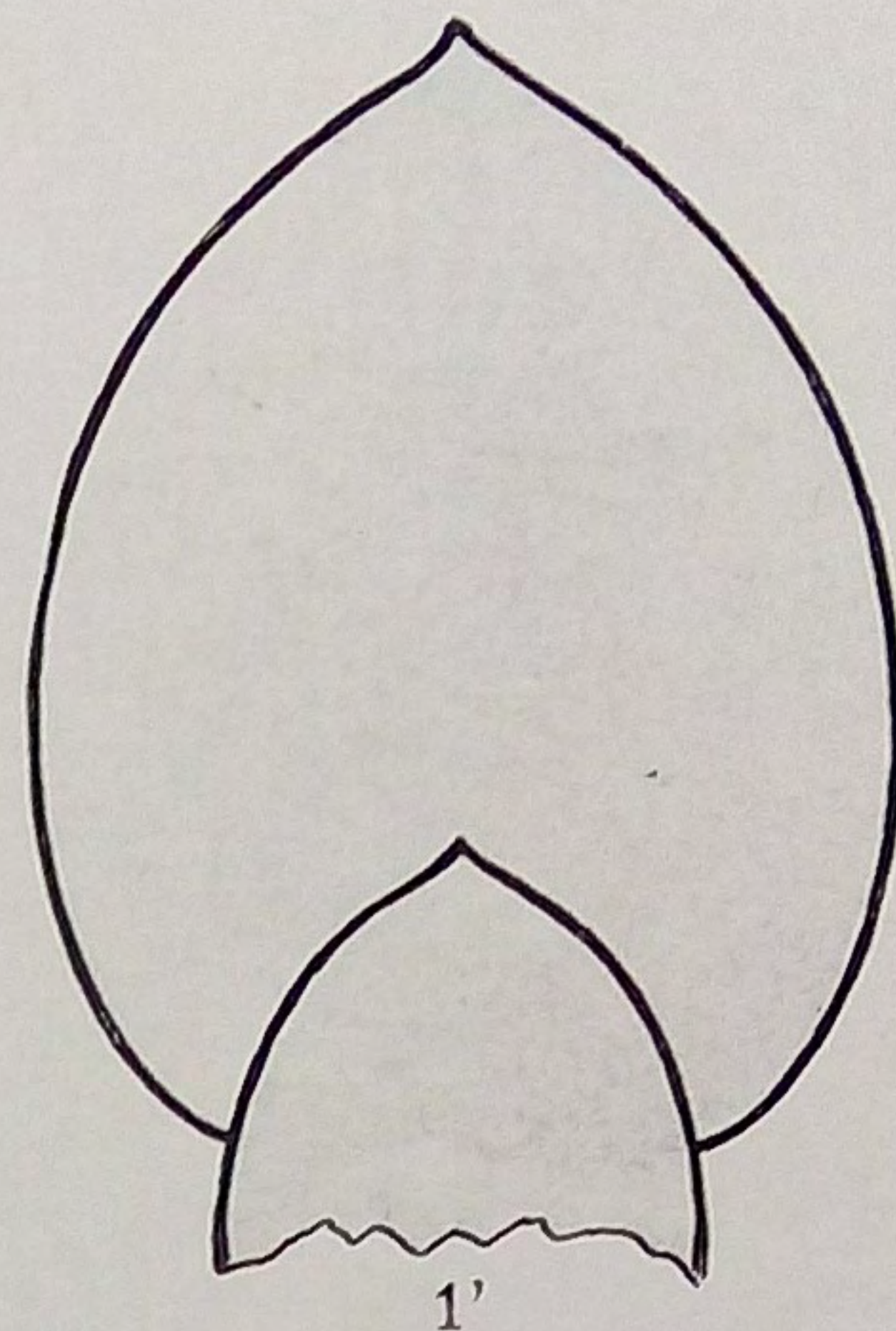
PLANCHE XVII

Fig. 1, 1'. — *Hammatoceras Lorteli* DUMORTIER, de Chavigny, p. 40.
(2/3 de grandeur naturelle).

Fig. 2, 2'. — *Hammatoceras subinsigne* OPPEL, d'Ottange, p. 41.



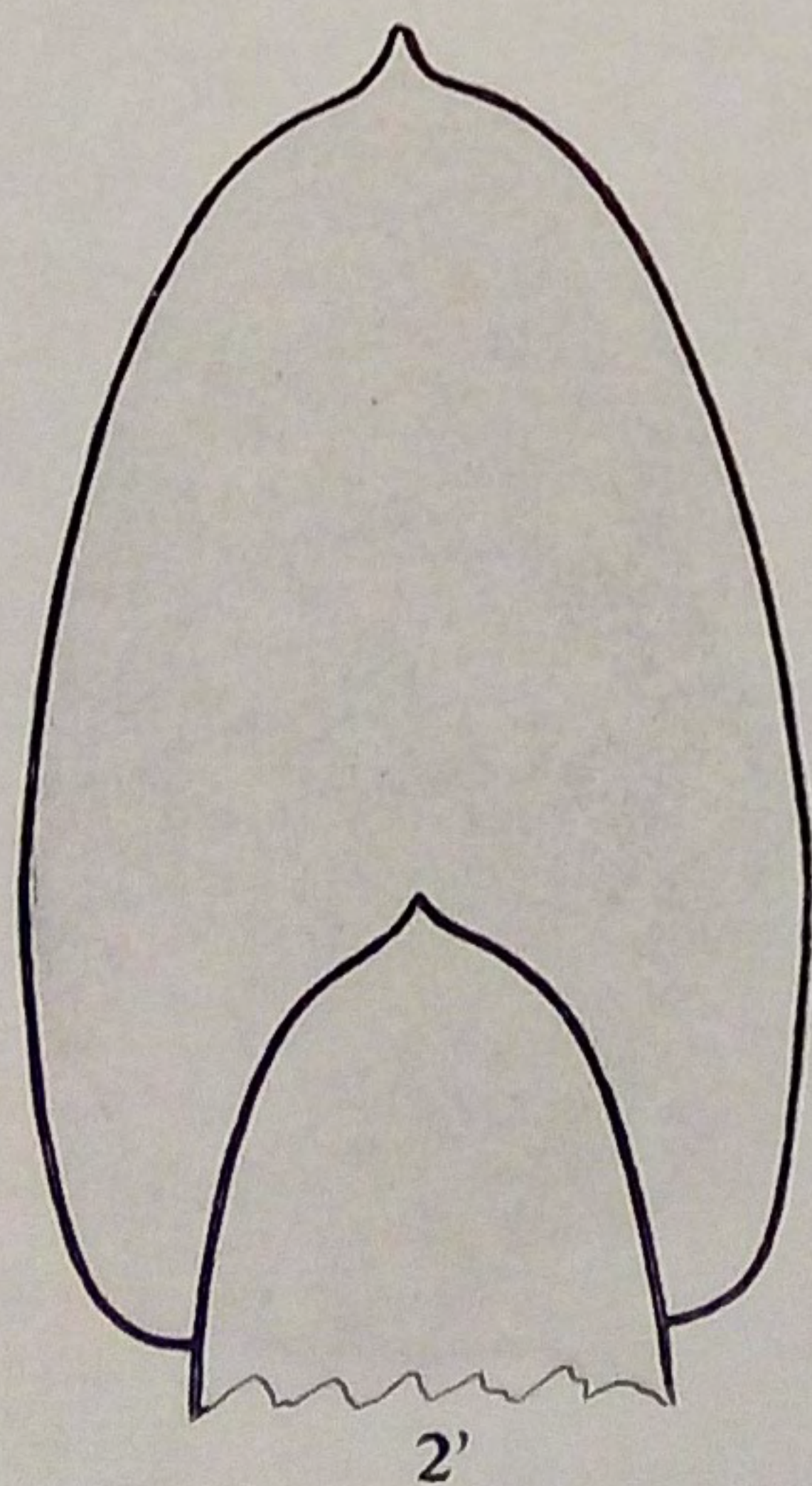
1



1'



2



2'

PLANCHE XVIII

Fig. 1, 1'. — *Hudlestonia Falloti* CH. GÉRARD, de Marbache, p. 40.

Fig. 2, 2'. — *Ludwigia Murchisonae* SOWERBY, de Niort (Deux-Sèvres), p. 42.

Fig. 3, 3'. — *Ludwigia Haugi* H. DOUVILLÉ, d'Amance, p. 42.



1



1'



2



2'





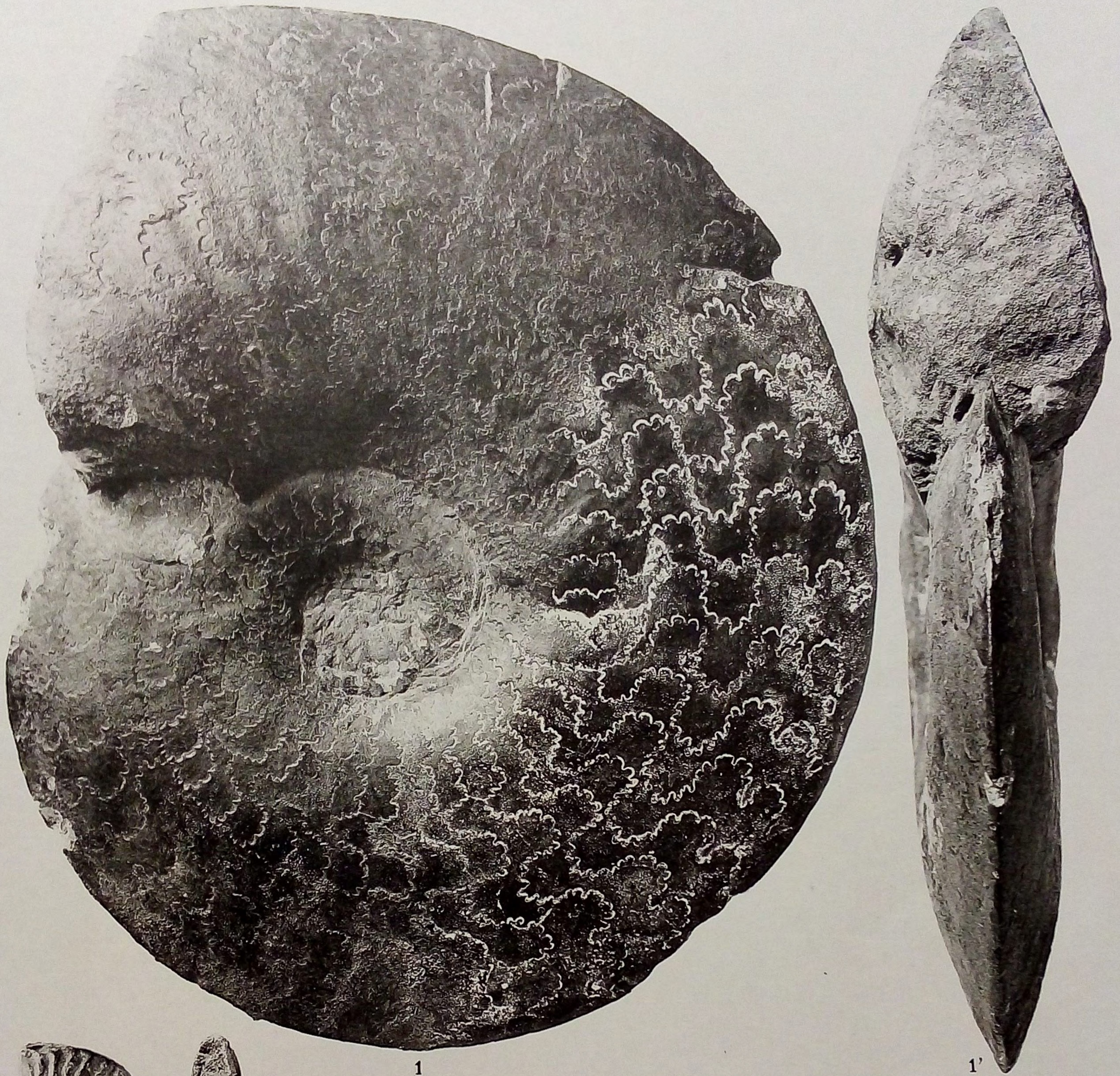
3



3'

PLANCHE XIX



- Fig. 1, 1'. — *Hudlestonia affinis* SEEBACH, de Chavigny, p. 39.
Fig. 2, 2'. — *Ludwigina patula* BUCKMAN, de Bouxières aux-Dames, p. 43.
Fig. 3, 3'. — *Ludwigina umbilicata* BUCKMAN, de Bouxières-aux-Dames, p. 43.
Fig. 4, 4'. — *Ludwigella nodata* BUCKMAN, de Marbache, p. 43.
Fig. 5, 5'. — *Ludwigella carinata* BUCKMAN, de Marbache, p. 43.



Cl. Mémin


PLANCHE XX

- Fig. 1, 1'. — *Hudlestonia compressa* BENECKE, de Ludres, p. 39.
Fig. 2, 2'. — *Ludwigella impolita* BUCKMAN, d'Amance, p. 43.
Fig. 3, 3'. — *Ludwigella flexilis* BUCKMAN, de Marbache, p. 43.
Fig. 4, 4'. — *Ludwigella concava* SOWERBY, de Custines, p. 44.



2

2'



3

3'



4

4'

PLANCHE XXI

- Fig. 1, 1'. — *Hammatoceras lotharingicum* BENECKE, de Mont-Saint-Martin, p. 40.
Fig. 2, 2'. — *Ludwigella cornu* BUCKMAN, de Custines, p. 44.
Fig. 3, 3'. — *Ludwigella blanda* BUCKMAN, de Bouxières-aux-Dames, p. 43.
Fig. 4, 4'. — *Ludwigella rugosa* BUCKMAN, de Bouxières-aux-Dames, p. 43.



Cl. Mémin

PLANCHE XXII

- Fig. 1, 1'. — *Pachammátoceras semilunatum* QUENSTEDT, de Ludres, p. 41.
Fig. 2, 2'. — *Graphoceras robustum* BUCKMAN, d'Amance, p. 45.
Fig. 3, 3'. — *Graphoceras decorum* BUCKMAN, de Marbache, p. 45.
Fig. 4, 4'. — *Graphoceras V scriptum* BUCKMAN, de Custines, p. 45.
Fig. 5, 5'. — *Braunsina futilis* BUCKMAN, de Marbache, p. 46.
Fig. 6, 6'. — *Ludwigella attenuata* BUCKMAN, de Bouxières-aux-Dames, p. 44.
Fig. 7, 7'. — *Ludwigella attracta* BUCKMAN, de Marbache, p. 45.




PLANCHE XXIII

- Fig. 1, 1'. — *Welschia obtusifomis* BUCKMAN, de Custines, p. 47.
Fig. 2, 2'. — *Brasilina Baylei* BUCKMAN, de Marbache, p. 48.
Fig. 3, 3'. — *Ludwigella rudis* BUCKMAN, d'Amance, p. 44.
Fig. 4, 4'. — *Ludwigella subrudis* BUCKMAN, de Marbache, p. 44.



1



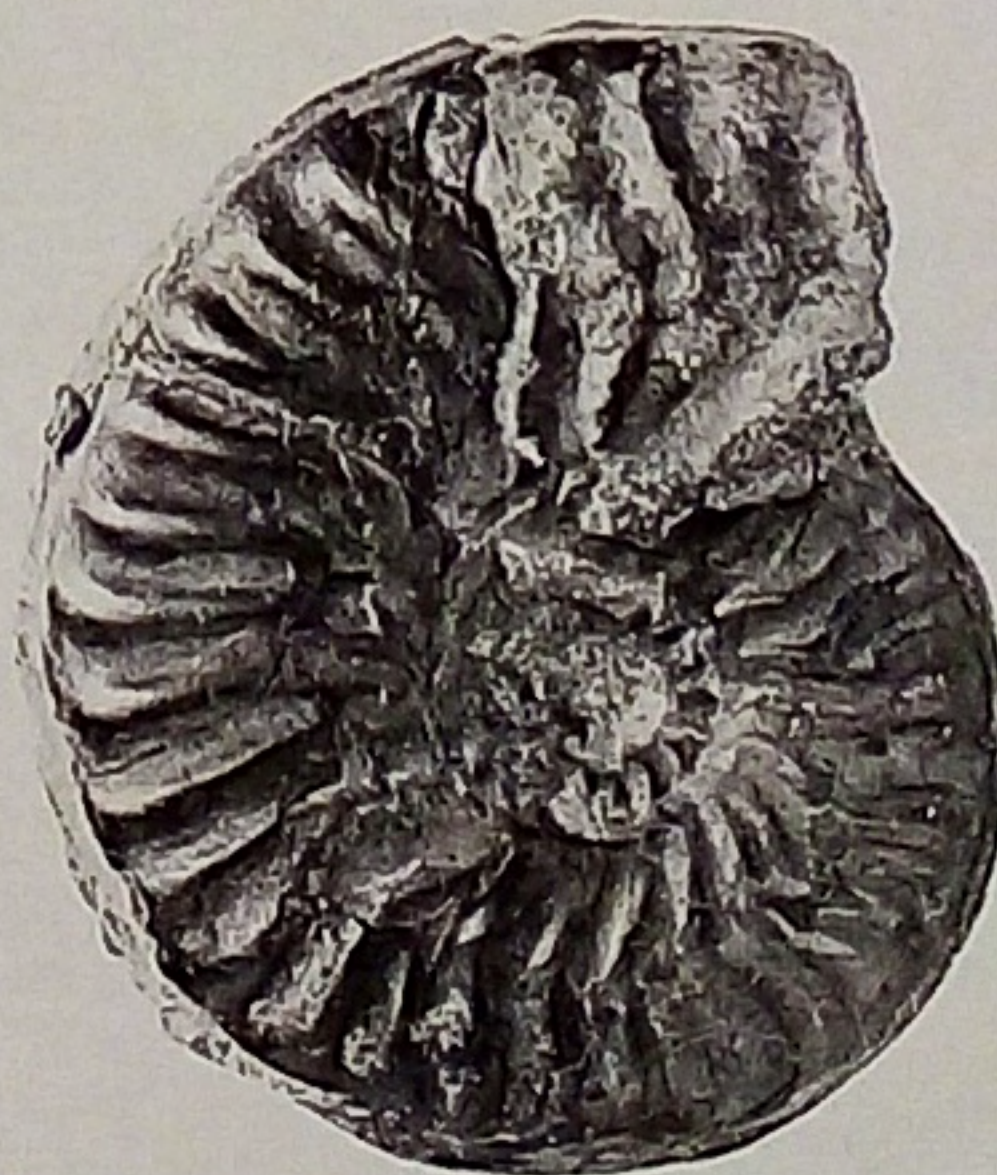
1'



2



2'



3



3'



4



4'

PLANCHE XXIV

- Fig. 1, 1'. — *Brasilia bradfordensis* BUCKMAN, de Custines, p. 47.
Fig. 2, 2'. — *Braunsina contorta* BUCKMAN, de Malleloy, p. 46.
Fig. 3, 3'. — *Platygraphoceras compactum* BUCKMAN, d'Amance, p. 45.
Fig. 4, 4'. — *Ludwigella arcitenens* BUCKMAN, de Custines, p. 44.
Fig. 5, 5'. — *Ludwigella micra* BUCKMAN, de Marbache, p. 44.
Fig. 6, 6'. — *Ludwigella callosa* BUCKMAN, de Marbache, p. 44.
Fig. 7, 7'. — *Brasilia decipiens* BUCKMAN, de Marbache, p. 47.





PLANCHE XXV

- Fig. 1, 1'. — *Brasilia similis* BUCKMAN, de Custides, p. 48.
Fig. 2, 2'. — *Pseudographoceras litteratum* BUCKMAN, de Marbache, p. 45.
Fig. 3, 3'. — *Braunsina aspera* BUCKMAN, d'Amance, p. 46.
Fig. 4, 4'. — *Braunsina projecta* BUCKMAN, d'Amance, p. 46.
Fig. 5, 5'. — *Brasilia pulchra* BUCKMAN, de Marbache, p. 48.
Fig. 6, 6'. — *Braunsina elegantula* BUCKMAN, de Marbache, p. 46.
Fig. 7, 7'. — *Braunsina angulifera* BUCKMAN, de Bouxières-aux-Dames, p. 46.



1



1'



2



2'




3



3'



4



4'



5



5'



6



6'



7



7'

PLANCHE XXVI

- Fig. 1, 1'. — *Lioceras partitum* BUCKMAN, de Mont-Saint-Martin, p. 49.
Fig. 2, 2'. — *Brasilia sublineata* BUCKMAN, de Bouxières-aux-Dames, p. 48.
Fig. 3, 3'. — *Lioceras plectile* BUCKMAN, de Chavigny, p. 49.
Fig. 4, 4'. — *Lioceras opalinum* REINECKE, de Mancieulles, p. 48.
Fig. 5, 5'. — *Lioceras Thompsoni* BUCKMAN, d'Amance, p. 49.
Fig. 6, 6'. — *Rhæboceras tortum* BUCKMAN, d'Amance, p. 47.
Fig. 7, 7'. — *Strophogyria pinax* BUCKMAN, de Marbache, p. 47.
Fig. 8, 8'. — *Rhæboceras tolutarium* DUMORTIER, de Bouxières-aux-Dames, p. 46.
Fig. 9, 9'. — *Braunsina fastigata* BUCKMAN, de Marbache, p. 46.



1



1'



2



2'



3



3'




4



4'




5



5'



6



6'




7



7'




8



8'



9



9'

PLANCHE XXVII

- Fig. 1, 1'. — *Depaoceras fallax* BUCKMAN, de Custines, p. 51.
Fig. 2, 2'. — *Lioceras plicatellum* BUCKMAN, de Mancieulles, p. 49.
Fig. 3, 3'. — *Cypholioceras opaliniforme* BUCKMAN, de Marbache, p. 49.
Fig. 4, 4'. — *Ancolioceras cariniferum* BUCKMAN, d'Amance, p. 50.



PLANCHE XXVIII

- Fig. 1, 1'. — *Lucya magna* BUCKMAN, de Marbache, p. 50.
Fig. 2, 2'. — *Pseudolioceras Beyrichi* SCHLOENBACH, de Mont-Saint-Martin, p. 50.
Fig. 3, 3'. — *Lioceras costosum* BUCKMAN, de Lay-Saint-Christophe, p. 49.
Fig. 4, 4'. — *Lioceras subcostosum* BUCKMAN, de Lay-Saint-Christophe, p. 49.
Fig. 5, 5'. — *Depaoceras formosum* BUCKMAN, de Marbache, p. 50.


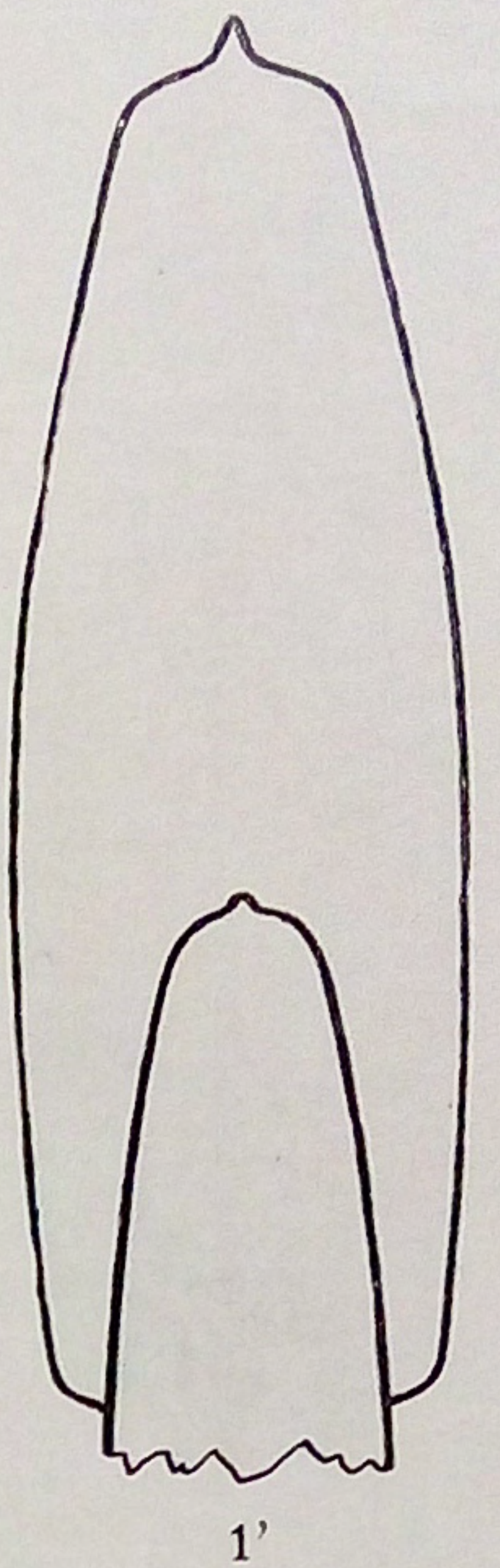


PLANCHE XXIX

- Fig. 1, 1'. — *Toxolioceras Walkeri* BUCKMAN, de Moutiers, p. 52.
Fig. 2, 2'. — *Deltoidoceras idoneum* BUCKMAN, de Marbache, p. 52.
Fig. 3, 3'. — *Lucya cavata* BUCKMAN, de Custines, p. 50.



1



1'



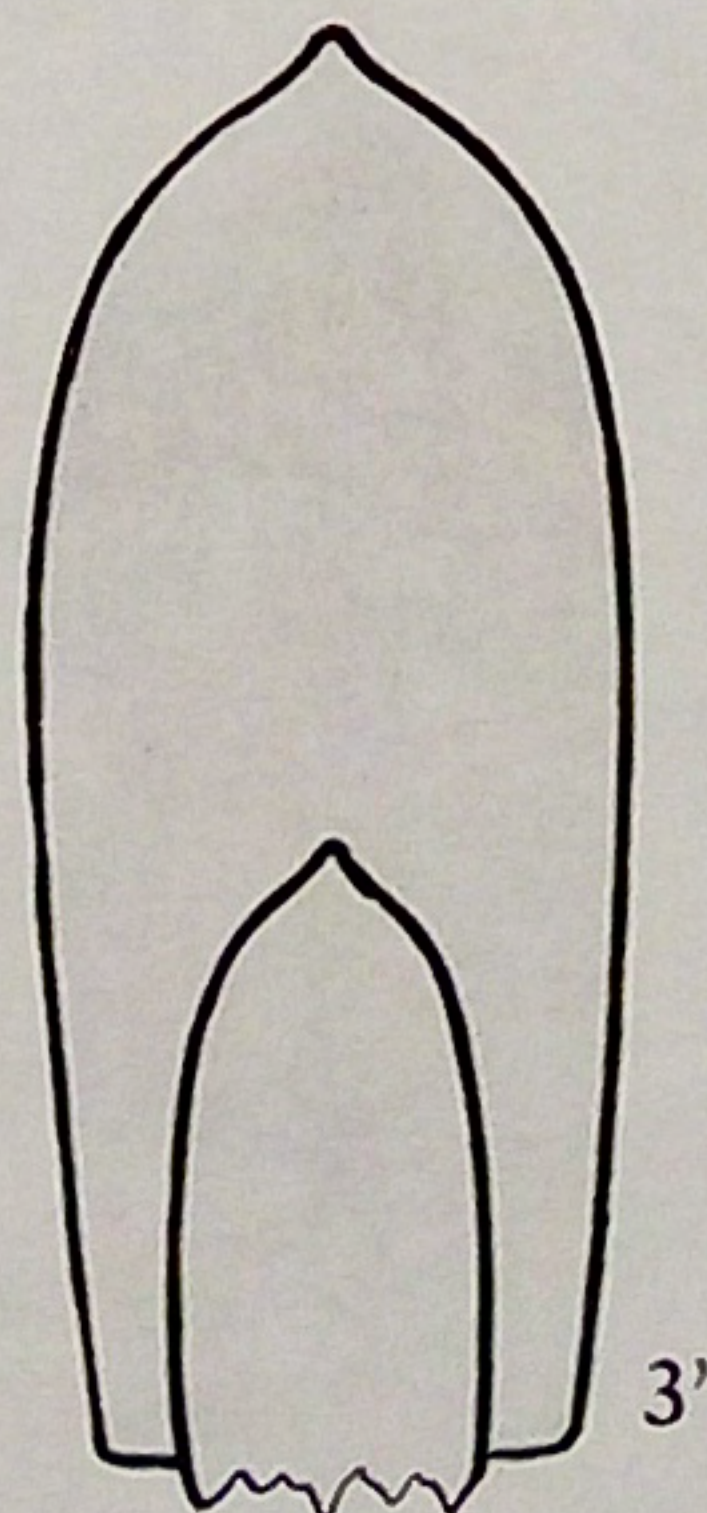
3



2



2'



3'

PLANCHE XXX

- Fig. 1, 1'. — *Hyperlioceras rudidiscites* BUCKMAN, de Moutiers, p. 51.
(2/3 de grandeur naturelle).
- Fig. 2, 2'. — *Hyperlioceras Lucyi* BUCKMAN, de Marbache, p. 51.
- Fig. 3, 3'. — *Toxolioceras mundum* BUCKMAN, d'Amance, p. 52.
- Fig. 4, 4'. — *Deltoidoceras subdiscoideum* BUCKMAN, de Faulx, p. 52.
- Fig. 5, 5'. — *Reynesella lineata* BUCKMAN, de Custines, p. 53.


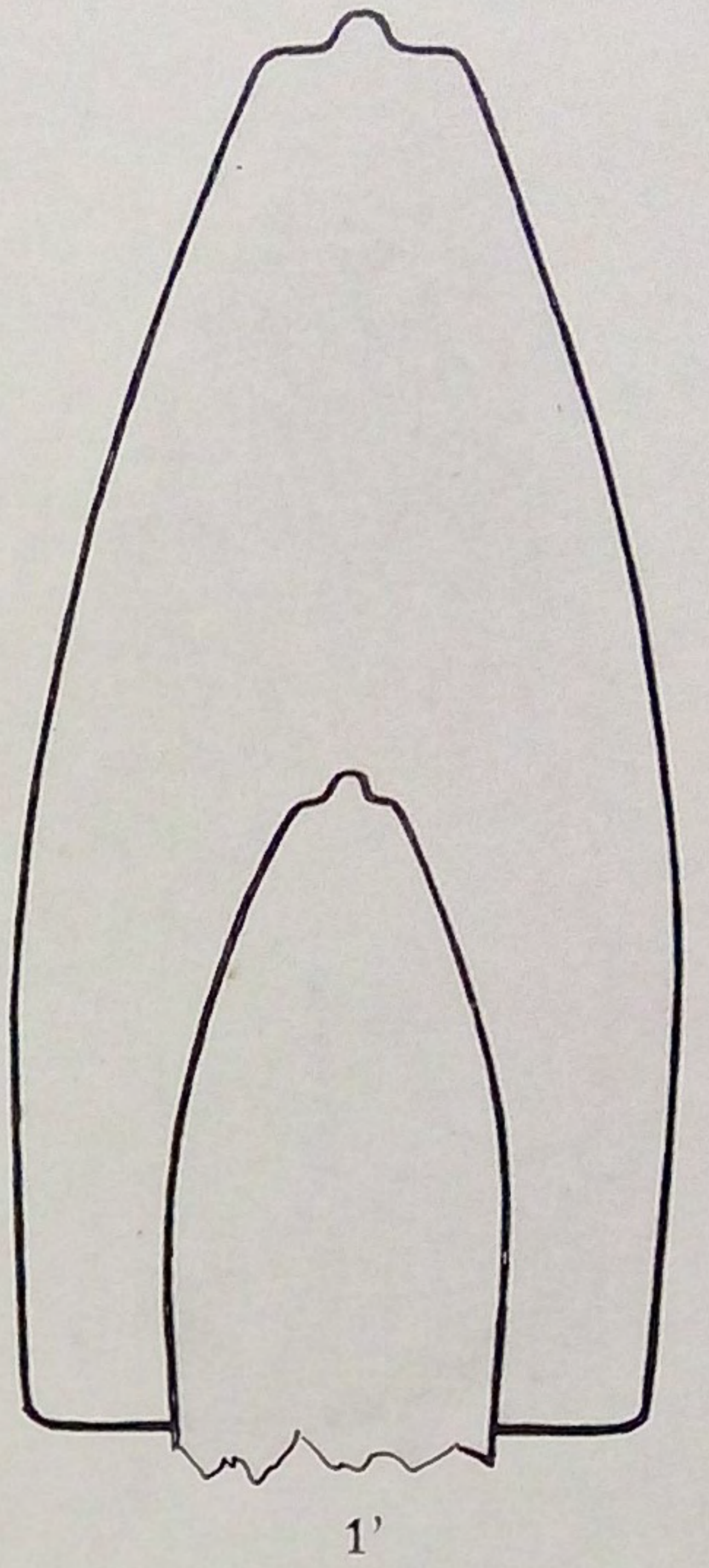


PLANCHE XXXI

- Fig. 1, 1'. — *Hyperlioceras liodiscites* BUCKMAN, de Mousson, p. 51.
Fig. 2, 2'. — *Darellia concinna* BUCKMAN, d'Amance, p. 53.
Fig. 3, 3'. — *Reynesia intermedia* BUCKMAN, de Marbache, p. 53.
Fig. 4, 4'. — *Hyperlioceras Desori* MOESCH, d'Amance, p. 51.
Fig. 5, 5'. — *Darellia Toxeres* BUCKMAN, d'Amance, p. 53.
Fig. 6, 6'. — *Reynesella juncta* BUCKMAN, de Bouxières-aux-Dames, p. 53.





PLANCHE XXXII

- Fig. 1, 1'. — *Deltotoceras Corroyi* CH. GÉRARD, de Jezainville, p. 52.
Fig. 2, 2'. — *Oedania falcigera* BUCKMAN, d'Amance, p. 54.
Fig. 3, 3'. — *Hyperlioceras curvicostatum* BUCKMAN, de Custines, p. 52.
Fig. 4, 4'. — *Reynesella rodburgensis* BUCKMAN, d'Amance, p. 53.
Fig. 5, 5'. — *Hugia curva* BUCKMAN, de Marbache, p. 54.




1



1'



2



2'



3



3'



4



4'



5



5'