

PLANCHE III

---

- Fig. 1, 1'. — *Dumortieria suevica* HAUG, de Hussigny, p. 29.  
Fig. 2, 2'. — *Dumortieria regularis* BUCKMAN, de Chavigny, p. 31.  
Fig. 3, 3'. — *Dumortieria Yeovilensis* BUCKMAN, de Mont-Saint-Martin, p. 29.  
Fig. 4, 4'. — *Dumortieria subundulata* BRANCO, var. *externecostata*, de Chavigny, p. 29.






1



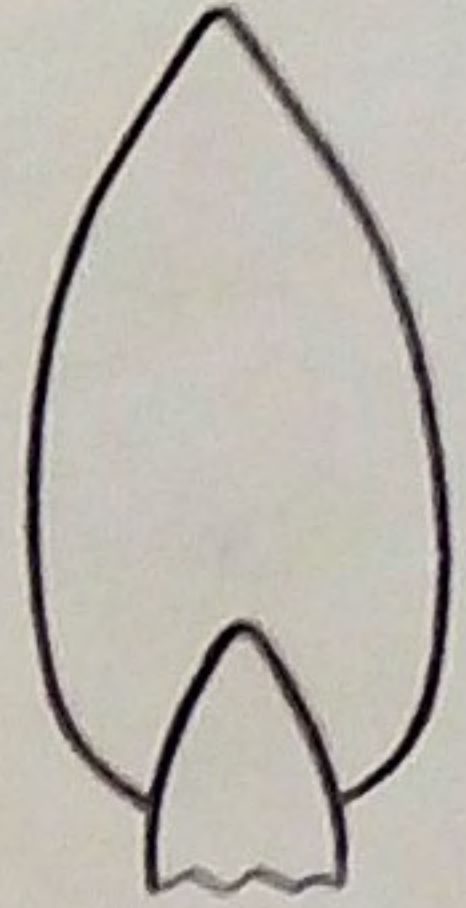
1'



2



2'



3'



4



4'



3



PLANCHE IV

---

- Fig. 1, 1'. — *Dumortiera Kochi* BENECKE, de Hussigny, p. 30.  
Fig. 2, 2'. — *Dumortiera metita* BUCKMAN, de Hussigny, p. 31.  
Fig. 3, 3'. — *Dumortiera Nicklesi* BENECKE, de Chavigny, p. 30.  
Fig. 4, 4'. — *Dumortiera signata* BUCKMAN, de Malzéville, p. 31.





1



1'



2



4'



2'



3



3'



4



PLANCHE V

---

- Fig. 1, 1'. — *Dumortieria pseudoradiosa* BRANCO, de Chavigny, p. 31.  
Fig. 2, 2'. — *Dumortieria mutans* BUCKMAN, de Ludres, p. 29.  
Fig. 3, 3'. — *Dumortieria striatulo-costata* QUENSTEDT, de Mont-Saint-Martin, p. 29.  
Fig. 4, 4'. — *Dumortieria irregularis* STOLLEY, de Ludres, p. 32.  
Fig. 5, 5'. — *Dumortieria subsolaris* BUCKMAN, de Mont-Saint-Martin, p. 28.  
Fig. 6, 6'. — *Dumortieria costula* REINECKE, de Ludres, p. 32.








PLANCHE VI

---

- Fig. 1, 1'. — *Dumortieria Moorei* LYCETT, de Saulnes, p. 32.  
Fig. 2, 2'. — *Dumortieria Bleicheri* BENECKE, de Bouxières-aux-Dames, p. 30.  
Fig. 3, 3'. — *Dumortieria radians* REINECKE, de Ludres, p. 30.  
Fig. 4, 4'. — *Dumortieria radiosa* SEEBACH, var. *Gundershofensis* HAUG, de Chavigny, p. 31.  
Fig. 5, 5'. — *Dumortieria exigua* BUCKMAN, de Lay-Saint-Christophe, p. 31.  
Fig. 6, 6'. — *Dumortieria diphyes* BUCKMAN, de Chavigny, p. 31.  
Fig. 7, 7'. — *Dumortieria latescens* BUCKMAN, de Villerupt, p. 29.





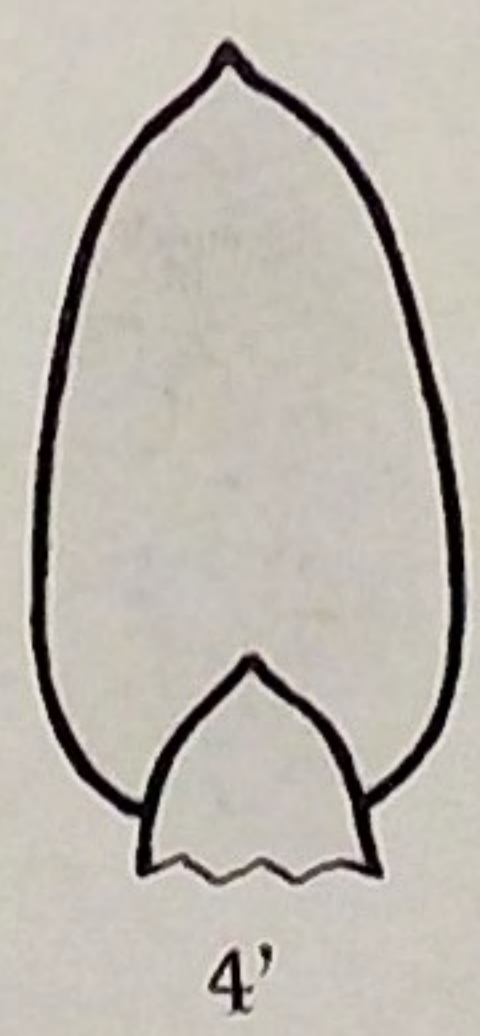




PLANCHE VII

---

- Fig. 1, 1'. — *Catulloceras Leesbergi* BRANCO, de Chavigny, p. 33.  
Fig. 2, 2'. — *Dumortieria penexigua* BUCKMAN, de Chavigny, p. 30.  
Fig. 3, 3'. — *Dumortieria tabulata* BUCKMAN, de Ludres, p. 32.  
Fig. 4, 4'. — *Catulloceras Dumortieri* THIOLLIÈRE, de Faulx, p. 33.  
Fig. 5, 5'. — *Dumortieria exacta* BUCKMAN, de Ludres, p. 30.  
Fig. 6, 6'. — *Fontannesia obruta* BUCKMAN, de Bouxières-aux-Dames, p. 33.  
Fig. 7, 7'. — *Catulloceras insignisimile* BRAUNS, de Chavigny, p. 33.  
Fig. 8, 8'. — *Catulloceras subaratum* BRASIL, de Chavigny, p. 33.








PLANCHE VIII

---

- Fig. 1, 1'. — *Cotteswoldia paucicostata* BUCKMAN, de Crusnes, p. 36.  
Fig. 2, 2'. — *Pleydellia subcompta* BRANCO, de Bouxières-aux-Dames, p. 34.  
Fig. 3, 3'. — *Pleydellia aalensis* ZIETEN, de Ludres, p. 34.  
Fig. 4, 4'. — *Walkeria lotharingica* BRANCO, de Chavigny, p. 34.  
Fig. 5, 5'. — *Pleydellia leura* BUCKMAN, de Ludres, p. 34.  
Fig. 6, 6'. — *Cotteswoldia egena* BUCKMAN, de Chavigny, p. 36





1



1'



2



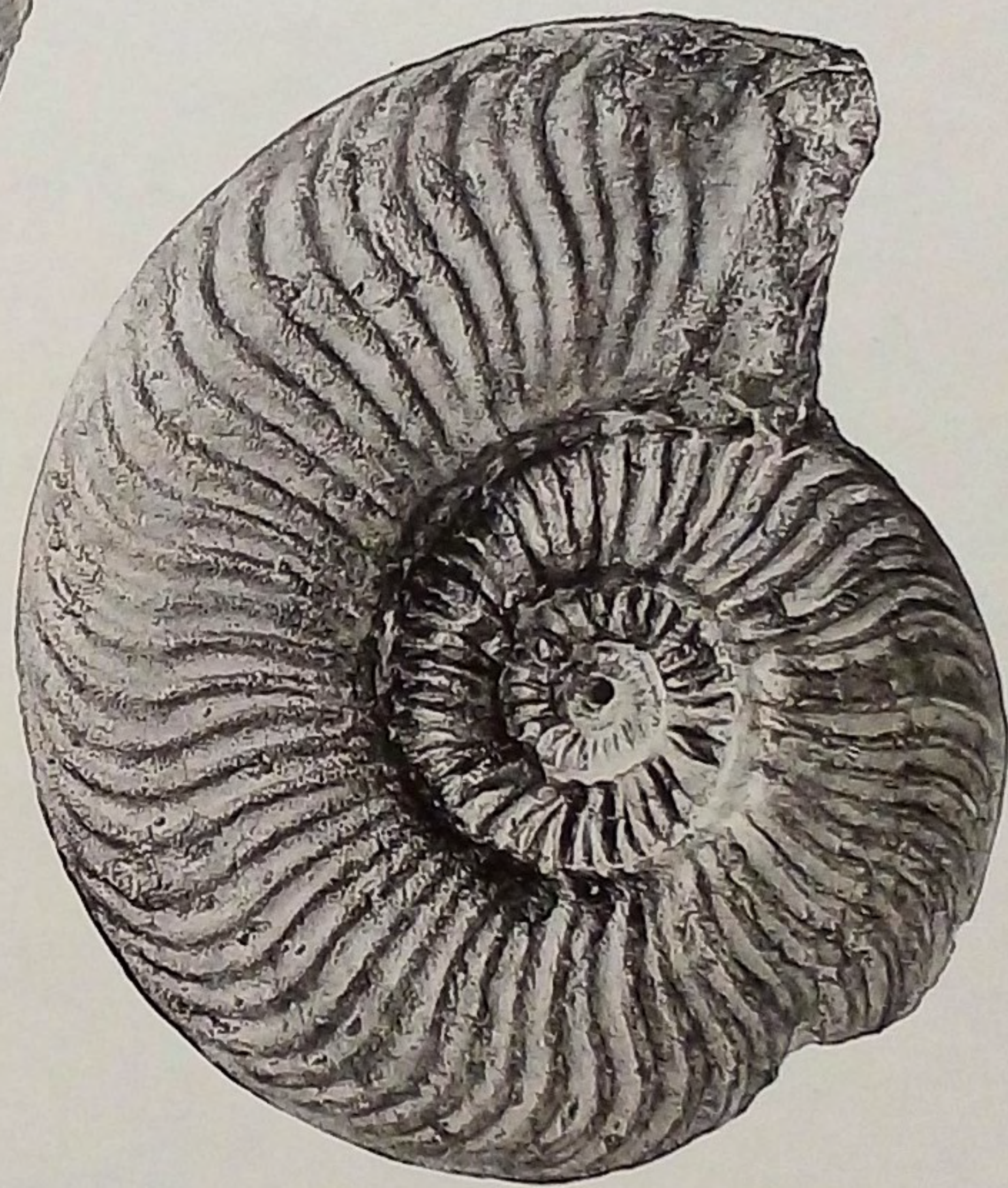
2'



3



3'



4



4'



5



5'



6



6'



PLANCHE IX

---

- Fig. 1, 1'. — *Cotteswoldia particostata* BUCKMAN, de Crusnes, p. 36.  
Fig. 2, 2'. — *Cotteswoldia costulata* ZIETEN, d'Amance, p. 37.  
Fig. 3, 3'. — *Pleydellia mactra* DUMORTIER, de Custines, p. 34.  
Fig. 4, 4'. — *Cotteswoldia attrita* BUCKMAN, de Chavigny, p. 36.  
Fig. 5, 5'. — *Cotteswoldia misera* BUCKMAN, de Marbache, p. 35.  
Fig. 6, 6'. — *Cotteswoldia limatula* BUCKMAN, de Chavigny, p. 36.





1



1'



2



2'



3



3'



4



4'



5



5'



6



6'



PLANCHE X

---

- Fig. 1, 1'. — *Cotteswoldia Hinsbergi* BENECKE, de Crusnes, p. 36.  
Fig. 2, 2'. — *Cotteswoldia crinita* BUCKMAN, de Marbache, p. 35.  
Fig. 3, 3'. — *Walkeria burtonensis* BUCKMAN, de Bouxières-aux-Dames, p. 35.  
Fig. 4, 4'. — *Cotteswoldia Grandjeani* BENECKE, de Hussigny, p. 36.





1



1'



2



3'



2'



4



4'



3



PLANCHE XI


---

- Fig. 1, 1'. — *Walkeria fluitans* DOMORTIER, d'Errouville, p. 35.  
Fig. 2, 2'. — *Cotteswoldia subcandida* BUCKMAN, de Ludres, p. 35.  
Fig. 3, 3'. — *Cotteswoldia bifax* BUCKMAN, de Maron, p. 36.  
Fig. 4, 4'. — *Walkeria arcuata* BUCKMAN, d'Errouville, p. 35.  
Fig. 5, 5'. — *Cotteswoldia distans* BUCKMAN, de Ludres, p. 37.





1



1'



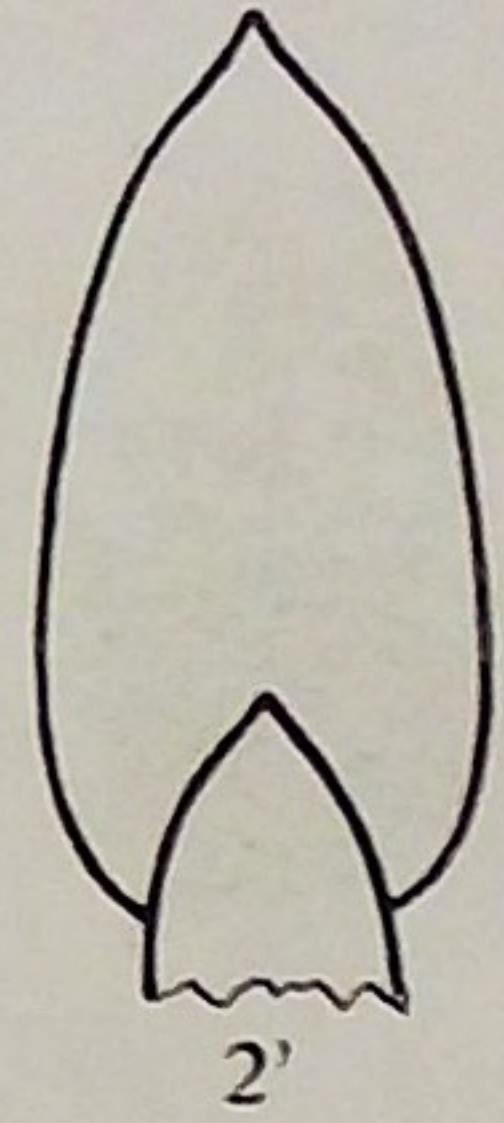
2



3



3'



2'



4'



4



5



5'



PLANCHE XII

---

Fig. 1, 1'. — *Phlyseogrammoceras dispansum* LYCETT, de Mont-Saint-Martin, p. 37.

Fig. 2, 2'. — *Phlyseogrammoceras dispansiforme* WUNSTORF, var. *Moulainei* CH. GÉRARD, de Moulaine, p. 37.





1



1'



2'



2



PLANCHE XIII

---

Fig. 1, 1'. — *Hudlestonia Villaini* CH. GÉRARD, de Mont-Saint-Martin, p. 39.

Fig. 2, 2'. — *Hudlestonia Raguini* CH. GÉRARD, de Moulaine, p. 39.





1



1'



2'



2



PLANCHE XIV

---

- Fig. 1, 1'. --- *Phlyseogrammoceras Nicoui* CH. GÉRARD, de Mont-Saint-Martin, p. 38.  
Fig. 2, 2'. -- *Phlyseogrammoceras dispansiforme* WUNSTORF, de Moulaine, p. 37.  
Fig. 3, 3'. — *Hammatoceras tenuinsigne* VACEK, de Ludres, p. 41.



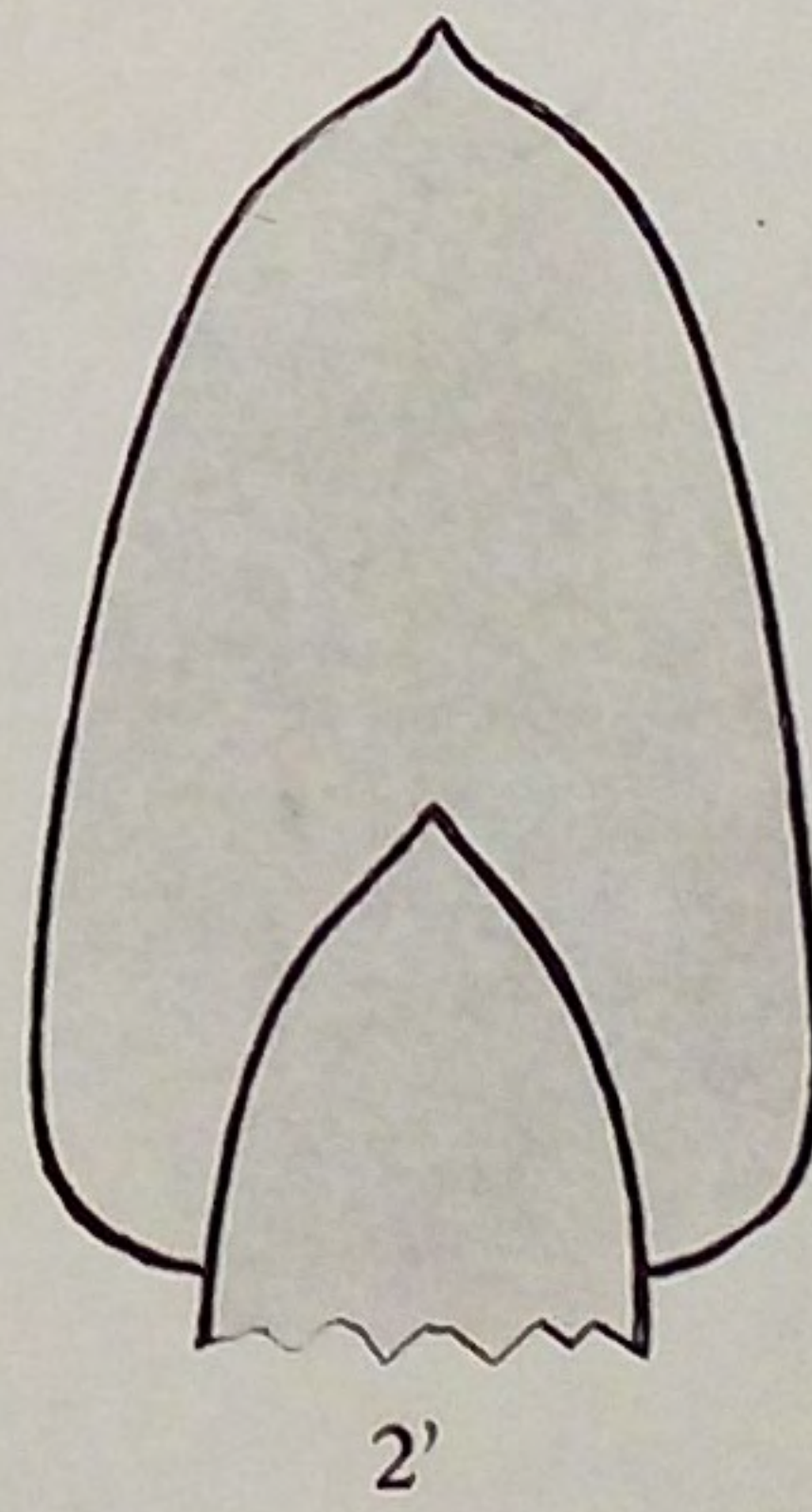




PLANCHE XV

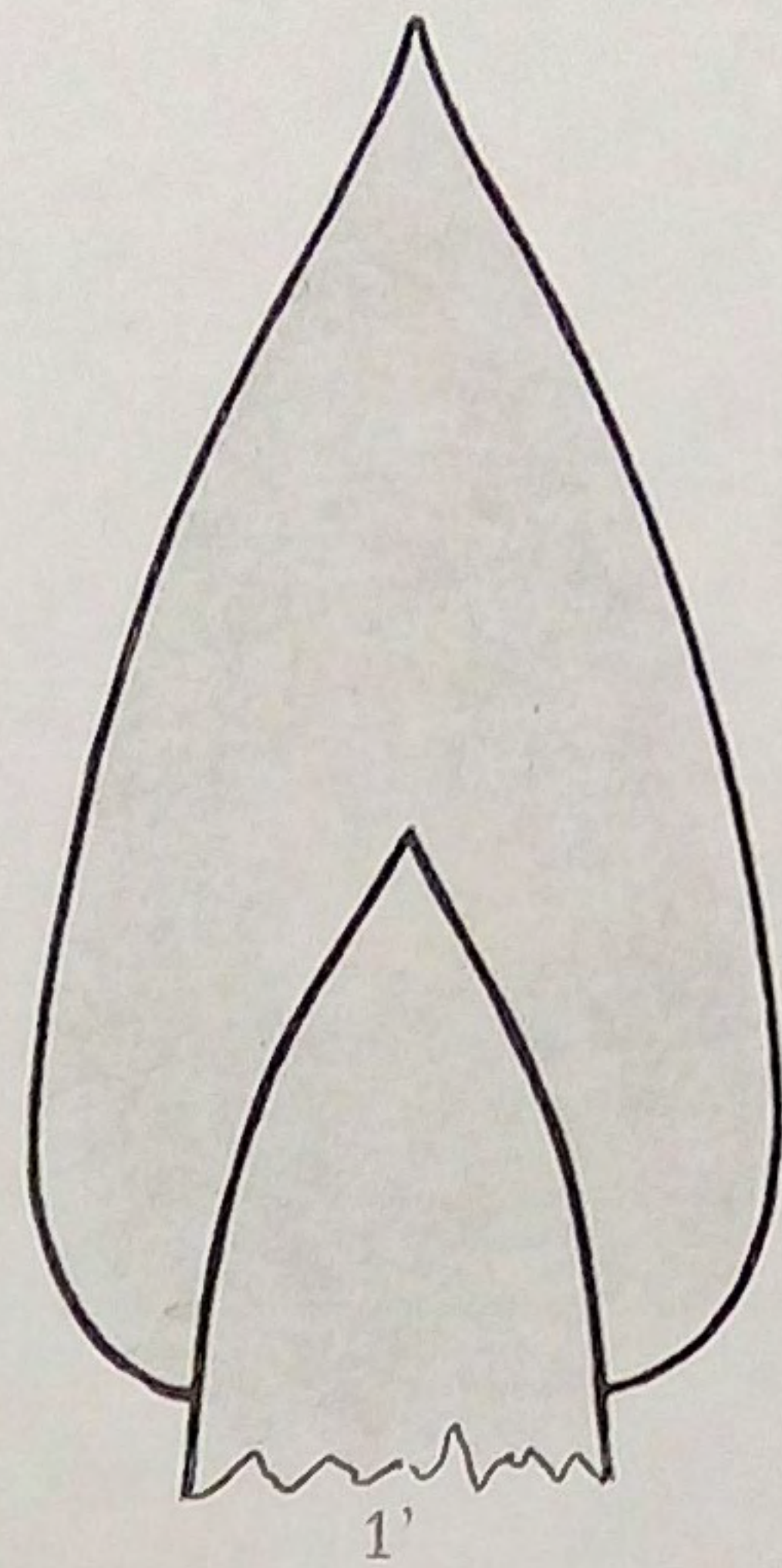
---

- Fig. 1, 1'. — *Hudlestonia subaffinis* EUNST, de Moulaine, p. 39.  
Fig. 2, 2'. — *Hammatoceras planinsigne* VACEK, de Ludres, p. 41.  
Fig. 3, 3'. — *Hudlestonia Cavallieri* nov. sp. CH. GÉRAUD, de Mont-Saint-Martin, p. 39.

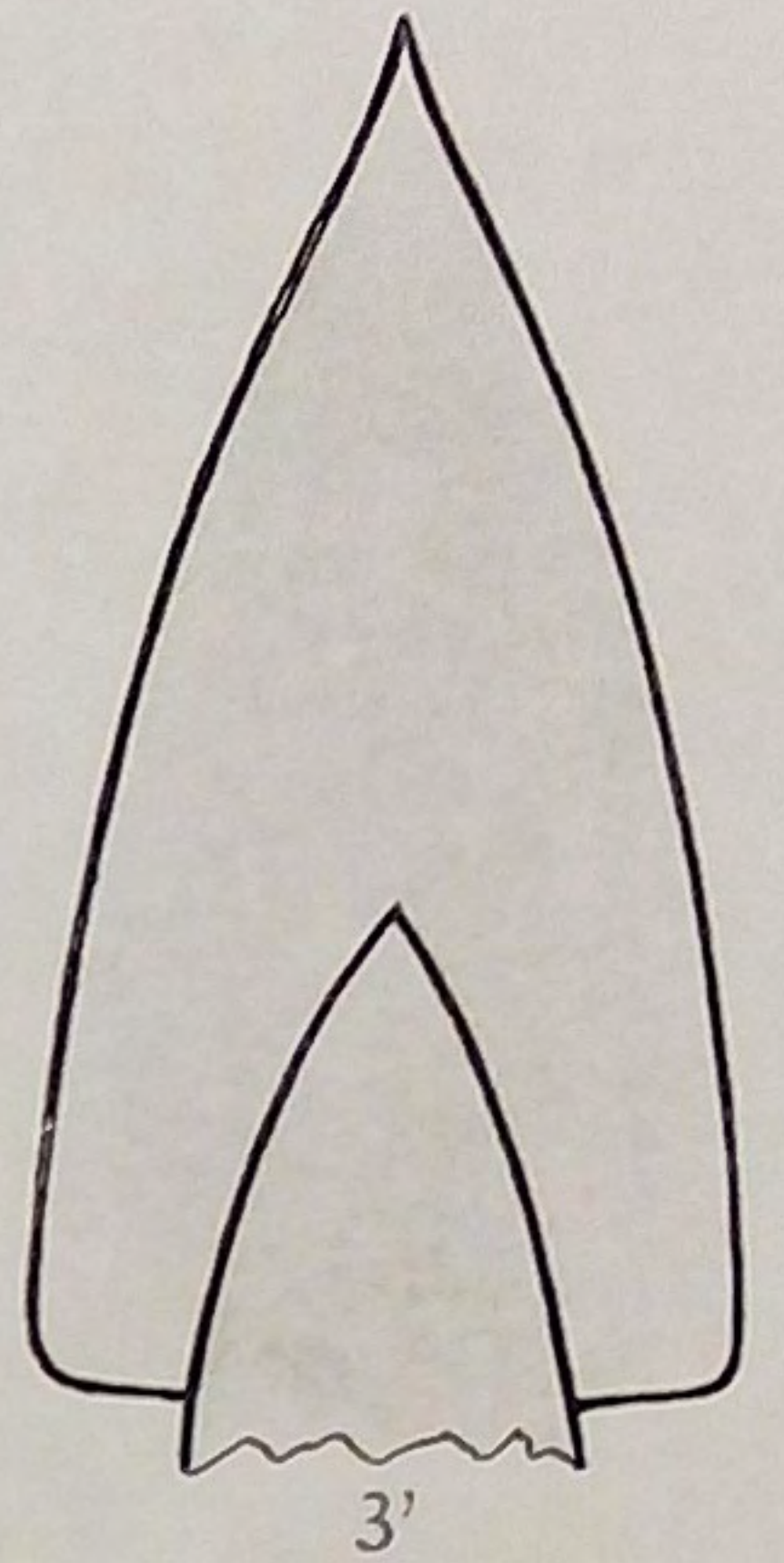




1



1'



3'



2



2'



3



PLANCHE XVI

---

- Fig. 1, 1'. — *Phlyseogrammoceras Lebruni* nov. sp. CH. GÉRARD, de Mont-Saint-Martin, p. 38.  
Fig. 2, 2'. — *Pachammatoceras Pachu* BUCKMAN, de Mont-Saint-Martin, p. 41.  
Fig. 3, 3'. — *Phlyseogrammoceras Verthi* DENCKMANN, de Saulnes, p. 38.





1



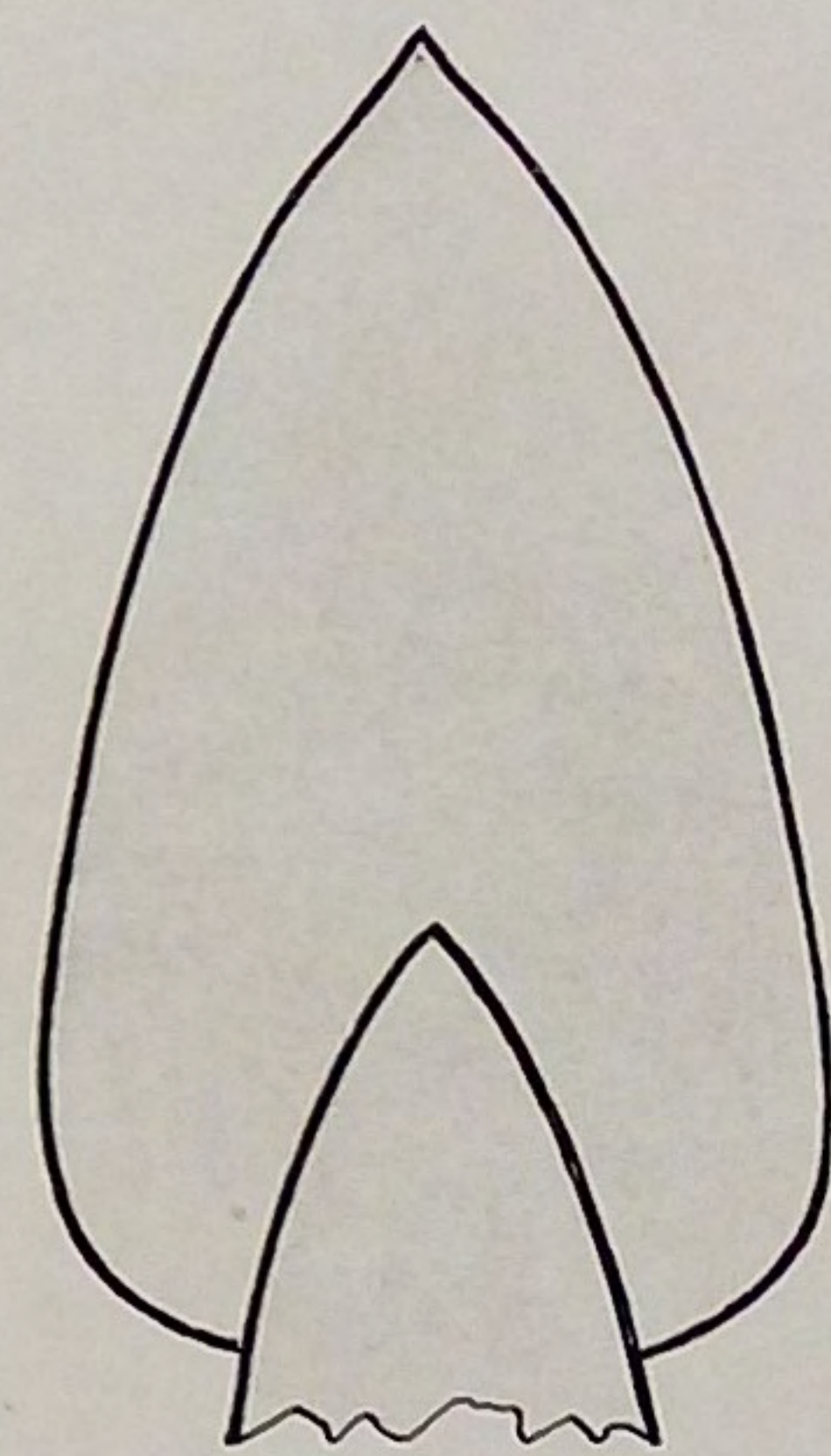
2



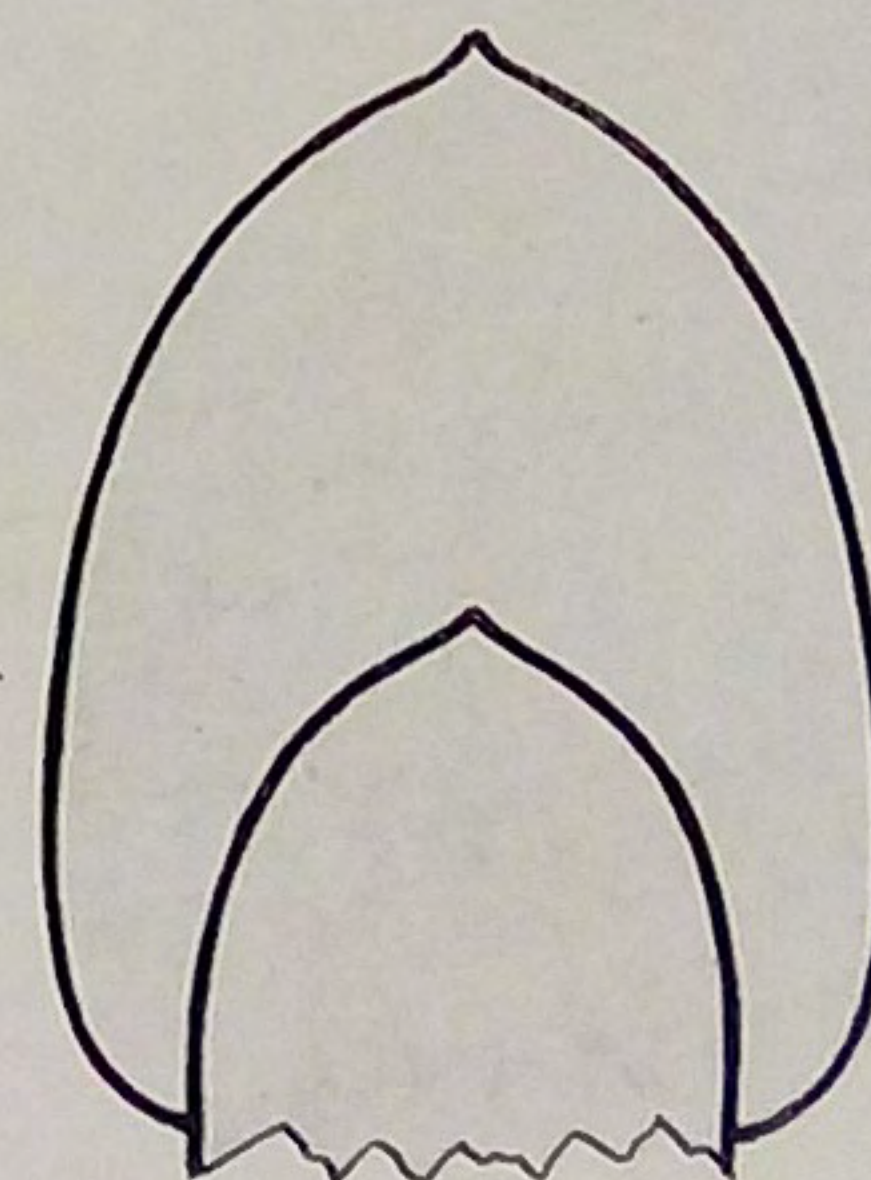
3



3'



1'



2'